

A NOT-RATED
SEE FLOOR PLAN FOR 6" LOCATIONS
USE MOISTURE BOARD ON ALL WET WALLS

A1 NOT-RATED
SEE FLOOR PLAN FOR 3-5/8" LOCATIONS
USE MOISTURE BOARD ON ALL WET WALLS

B NOT-RATED
SEE FLOOR PLAN FOR 6" LOCATIONS
USE MOISTURE BOARD ON ALL WET WALLS

B1 NOT-RATED
SEE FLOOR PLAN FOR 3-5/8" LOCATIONS
USE MOISTURE BOARD ON ALL WET WALLS

C NOT-RATED
SEE FLOOR PLAN FOR 3-5/8" LOCATIONS

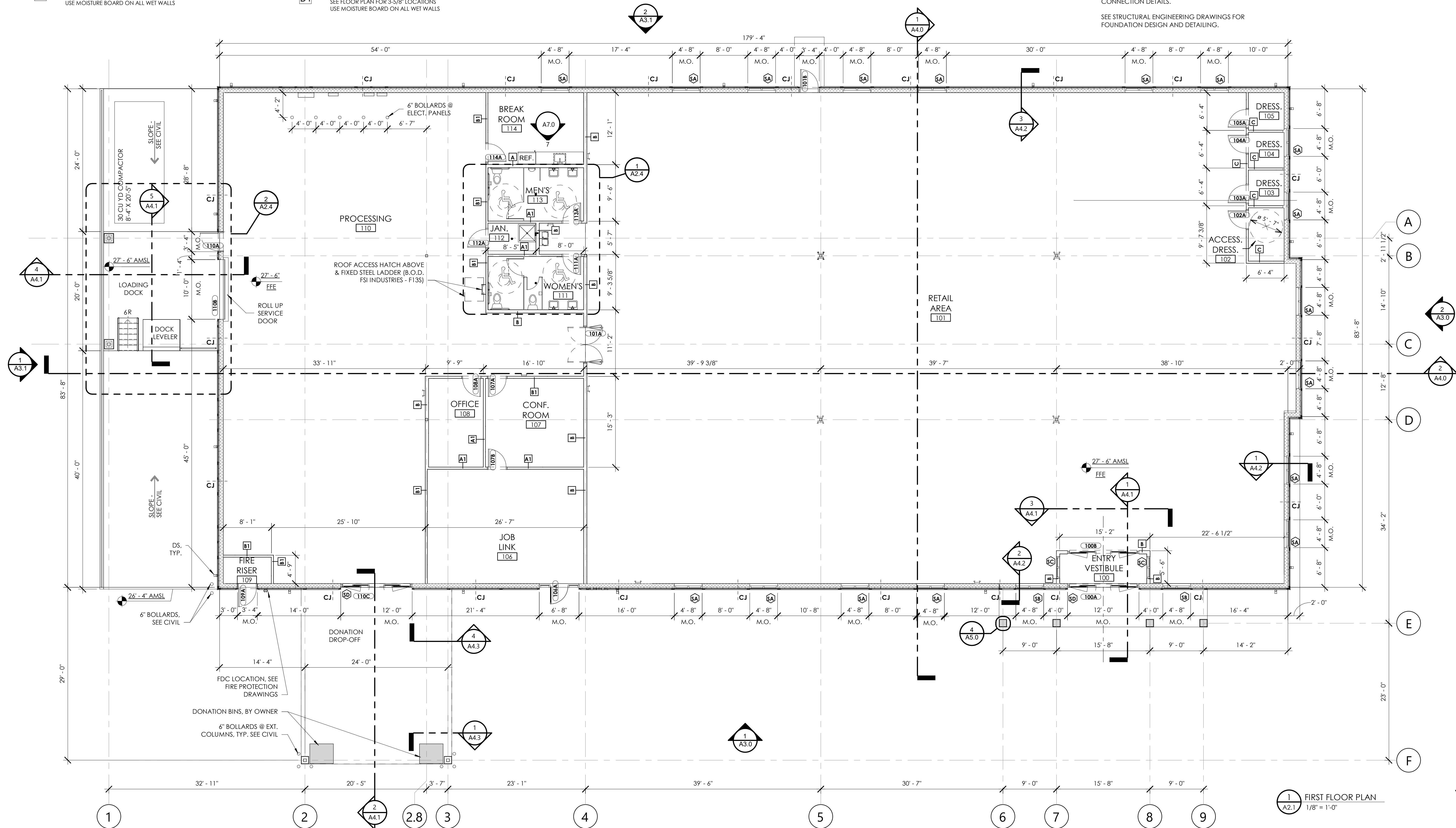
FLOOR PLAN - SYMBOL KEY

- 3-5/8" METAL STUDS WITH 5/8" TYPE 'X' GYPSUM WALLBOARD
- 6" METAL STUDS WITH 5/8" TYPE 'X' GYPSUM WALLBOARD
- 8" CMU WITH 2" RIGID INSULATION & HARDIE LAP SIDING
- MASONRY CONTROL JOINT, SEE STRUCTURAL FOR SPACING REQUIREMENTS

GENERAL FLOOR PLAN NOTES:

- A. SEE COVER PAGE FOR NOTES AND LIMITATIONS TO ARCHITECTURAL SCOPE OF SERVICES.**
- B. GENERAL CONTRACTOR NOTE:**
ADJUST TOP OF SLAB, WALL, AND ROOF BEARING PLATES AS REQUIRED FOR CHANGES IN STRUCTURAL MEMBER SIZES OR EXISTING SITE CONDITIONS.
- C. DIMENSION NOTES:**
DIMENSIONS ARE TO THE EDGE OF FOUNDATION AND FRAMING, U.O.N., DO NOT SCALE DRAWINGS, CONTACT ARCHITECT WITH ANY DISCREPANCIES.
- D. FRAMING NOTES:**
STRUCTURAL ENGINEERING DOCUMENTS SUPERCEDE ARCH. DOCUMENTS AND SCHEDULES WITH REGARD TO SIZE OF STRUCTURAL MEMBERS, PLACEMENT, AND CONNECTION DETAILS.
- SEE STRUCTURAL ENGINEERING DRAWINGS FOR FOUNDATION DESIGN AND DETAILING.



- E. FINISH NOTES:**
FLOOR, WALL, CEILING, AND FINISHES ARE AS NOTED ON FINISH SCHEDULE - SEE SHEET A7.0.
- F. ELECTRICAL NOTES:**
SEE ELECTRICAL ENGINEERING DOCUMENTS. ALL WIRING AND DEVICES TO BE IN CONCEALED CONDUIT, GC TO COORDINATE CONDUIT.
- G. PLUMBING NOTES:**
SEE PLUMBING ENGINEERING DOCUMENTS. GC TO COORDINATE FLOOR DRAINS.
- H. CIVIL / LANDSCAPE NOTE (N.I.C.):**
SEE ENGINEERING DOCUMENTS. GC TO COORDINATE EXTERIOR DOORS WITH WALKWAYS TO MEET IBC 2018 SECTION 1010.1.5.



POST OFFICE BOX 3978
BLUFFTON, SC 29910
PH: 843.815.2557
FX: 843.815.2547

WWW.COURTATKINS.COM

Piedmont.Goodwill Bluffton
Retail Store
4 GODFREY PLACE
BLUFFTON, SOUTH CAROLINA 29910



© COPYRIGHT 2020 COURT ATKINS GROUP -
THIS DRAWING IS THE PROPERTY OF THE
ARCHITECT AND IS NOT TO BE REPRODUCED IN
WHOLE OR IN PART BY ANY MEANS OR METHOD
WITHOUT THE EXPRESS WRITTEN CONSENT OF THE
ARCHITECT. ANY UNAUTHORIZED
REPRODUCTION OR REUSE OF THESE
DOCUMENTS WILL RESULT IN LEGAL ACTION.

PROJECT INFO

Date
2020.10.30

Project No.
19-097

ISSUE

NO. REV. DATE DESCRIPTION

SHEET TITLE

FIRST FLOOR PLAN

A2.1